



AT-PA-5766-1027

57-66GHz High Power Amplifier, Psat=+27dBm

V Band High Power Amplifier



Product Overview

AT-PA-5766-1027 is high power amplifier with +27dBm output power in the frequency of 57-66GHz. The DC power requirement is +5V/1300mA. The module is with a standard WR-15 waveguide.

The power amplifier has high gain, high linearity, low input/output return loss and flat gain response.

More information, please visit www.atmicrowave.com

Advantages

- ✓ Frequency: 57-66GHz
- ✓ Psat:+27dBm
- ✓ Small signal gain: 10dB
- ✓ Single Power Supply

Application

- ✓ V Band Communication
- ✓ Test Equipment
- ✓ ROF (RF Over Fiber)
- ✓ Radar System

Key Features

Parameter	Min	Typical	Max
Frequency		57-66GHz	
Gain		10dB	
P1Db		+25dBm	
Psat	+25	+27dBm	
Drain Supply		+5V	+6V
Current		1300 mA	
Input Return Loss		-7dB	
Output Return Loss		-7dB	
Spec Temp		25C	





AT-PA-5766-1027

57-66GHz High Power Amplifier, Psat=+27dBm

Mechanical Information

Item	Description
Input Port	WR-15
Output Port	WR-15
Case Material	Copper
Finish	Gold Plated
Weight (Without Heatsink)	100g
Size:	50X25X20 mm

Absolute Maximum Ratings Table

Parameter	Value
Drain Supply	+9V
RF Input Power	+23dBm
Operating Temperature	0 to +50C
Storage Temperature	-65 to +150C


Caution:

Please pay attention to the case temperature. If case temperature exceed higher than +50C, heat sink and fan are required or the amplifier may be damaged.

Notes:

1. Datasheet may be changed according to update of MMIC, Raw materials , process, and so on.
2. This data is only for reference, not for guaranteed specifications.
3. Please contact AT Microwave team to make sure you have the most current data.

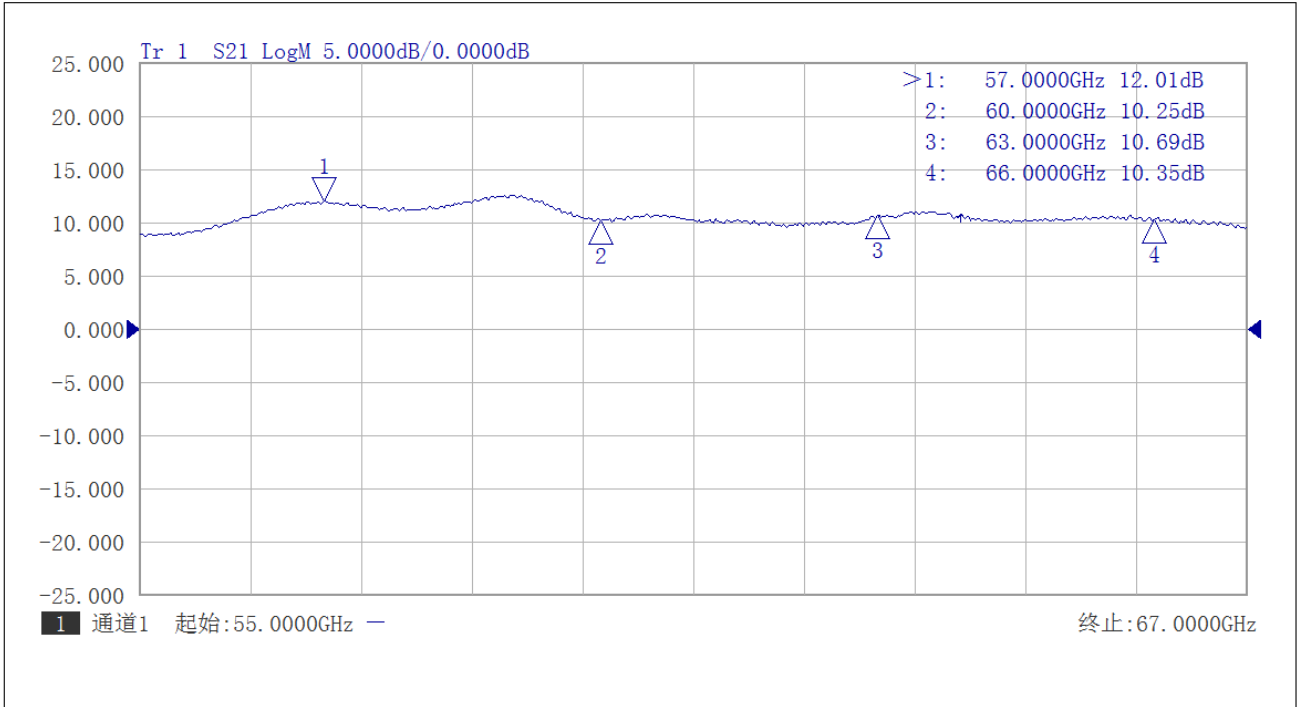




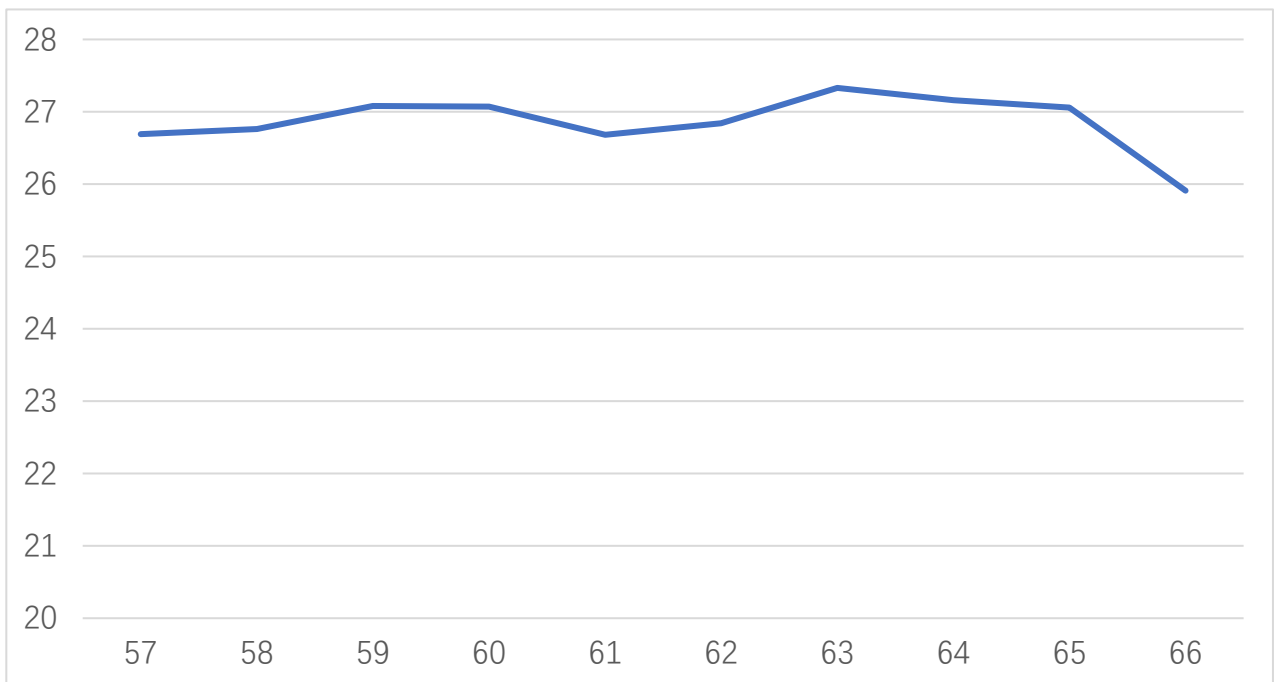
AT-PA-5766-1027

57-66GHz High Power Amplifier, Psat=+27dBm

Test Data:



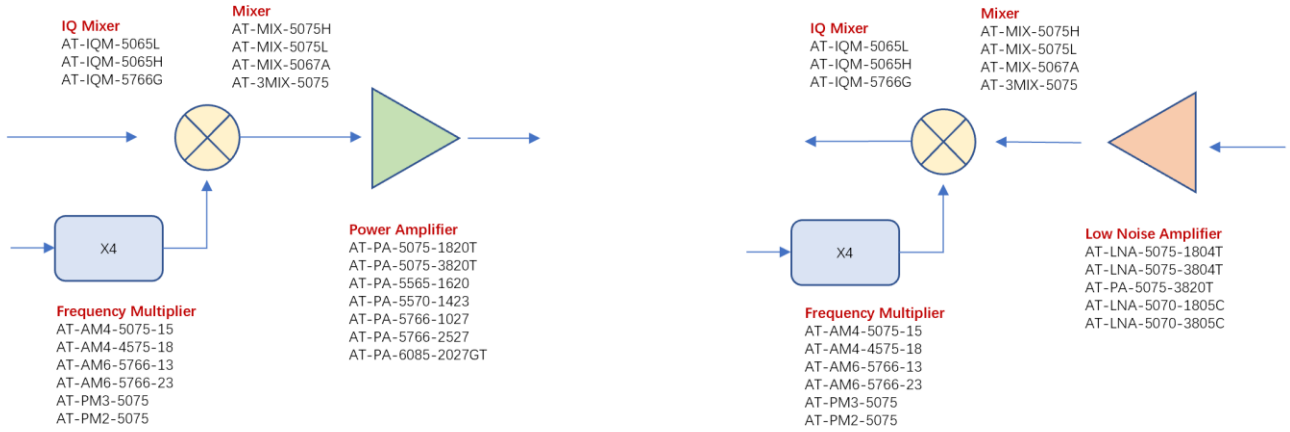
Gain/dB vs Frequency



Pout Vs Frequency Pin=+20dBm



V Band 50-75GHz



Dimension: (unit in mm)

